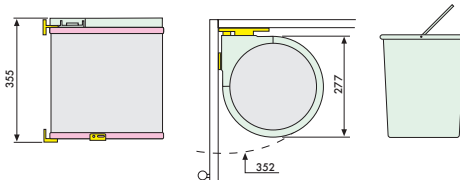


# DOOR WASTE BINS - AUTOMATIC



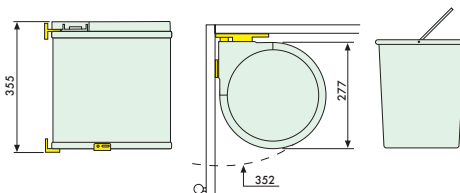
6274  
**GRADE 430  
 STAINLESS STEEL &  
 BLACK BIN ON DOOR**  
 15 Litre

Suitable for installation in a 400mm unit with a hinged door.  
 Left or right assembly.  
 The lid is opened by means of an automatic mechanism.  
 The plastic materials are shock-resistant and durable.  
 An assembly template is provided with each unit.



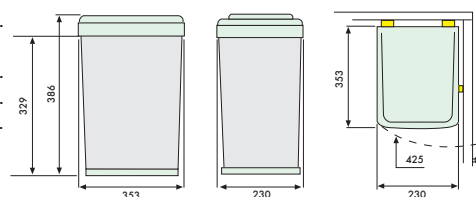
6270MGS - Metallic Grey • Single box pack  
 6270WS - White • Single box pack  
 6270MGB - Metallic Grey • Bulk pack (10)  
 6270WB - White • Bulk pack (10)  
**POLYPROPYLENE BIN ON DOOR**  
 15 Litre

Suitable for installation in a 400mm unit with a hinged door.  
 Left or right assembly.  
 The lid is opened by means of an automatic mechanism.  
 The plastic materials are shock-resistant and durable.  
 An assembly template is provided with each unit.



6200  
**GRADE 430  
 STAINLESS STEEL  
 BIN ON DOOR**  
 20 Litre

Suitable for installation in a 500mm unit with a hinged door.  
 Left or right assembly.  
 The lid is opened by means of an automatic mechanism.  
 The plastic materials are shock-resistant and durable.  
 An assembly template is provided with each unit.



6231  
**AUTOMATIC OPENING  
 DOOR BIN**  
 40 Litre

Suitable for installation in a 450mm unit with a hinged door.  
 Left or right assembly.  
 The lid is opened by means of an automatic mechanism.  
 The plastic materials are shock-resistant and durable.  
 An assembly template is provided with each unit.  
 Supplied with a movable partition to allow for separation  
 of garbage for recycling.

